







Product Introduction and Content

With the "Maximum Security, Optimum Distribution" approach BV Top 30 Digital Asset Basket aims to provide investment and balanced returns from CoinMarketCap's Top 30 cryptocurrencies approved by the Investment Committee. This is achieved through the "trading" 10% of the portfolio during the process of a minimum of 12 months and therefore aiming to provide returns of the fund in line with the success criteria MVDA25 Index* and above the threshold value.

Given Advantages

-  Differentiation from traditional investment methods.
-  Safely entrance opportunity to the investment world that evolves through technological developments with innovative products.
-  Pre-allocated portfolio to evaluate trade conditions optimally.
-  High-income opportunity above a threshold value.
-  Investment committee comprised of crypto world trade and security experts.
-  Instant tracking of portfolio and performance with BV Crypto App.

Price Performance



From BV Crypto

Has become essential not only to cryptocurrencies but also investing to in new application fields such as DeFi, NFT, Metaverse and NFT gaming inside the cryptocurrency world that are growing at an unprecedented pace. BV Crypto is the only corporate structure that accurately redirects cryptocurrency investors to invest in proper digital assets, allow investors to keep their assets separately against cyber-attacks and provides infrastructure support. Find your place in the new economy with BV Crypto's "Maximum Security" investments.

Product Information

Management Type	Dynamic Distribution
Founding Date	01/11/2018
Founder	BV Digital Asset Custody
Accepted Currencies	BTC/USD/TRY
Min. Investment Amount	25.000 USD
Min. Withholding Duration	12 Months
Liquidation Value	10 Business Days
Deposit Fee	3% (Annually)
Threshold Value	2%* (Annually)
Income Share	30%**
Early Exit Fee	5%

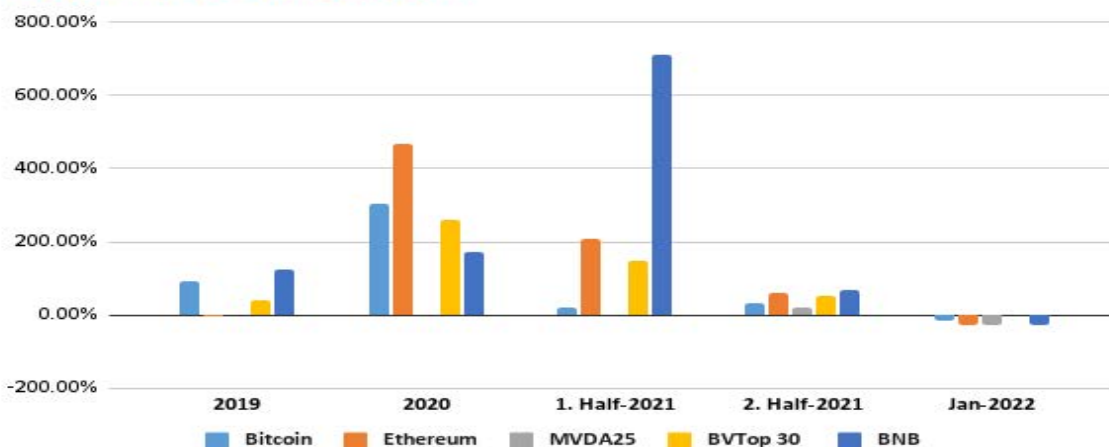
*: USD value of investment amount **: Above threshold value

Annual Performance Table

	13/04/2019	31/01/2022	USD 100.000	% Difference
BTC	\$5.096	\$38.483	\$755.000	↑ 655%
ETH	\$164	\$2,688	\$1,639,000	↑ 1539%
BV Top 30	\$1.00	\$19.15	\$1,915,000	↑ 1815%

Previous performances of the basket cannot constitute an indicator for performances of the future period.

Performance Comparison



MVDA25: Is a Basket Composed of the First 25 Tokens Constituting the Largest Trade Magnitude

